

Formica® Euro™ Cubicle System

The aspiration coming from the European classic architecture and further incorporating modern streamline shape make Formica® Euro™ an exclusive design for cubicle system. It uses the iron with zinc electroplating material and aluminium alloy for its core which is covered by a nylon outer layer. So, it is not only very sturdy and rigid, but also corrosion resistant in highly humid environment.




NEMA LD3

EN438

ISO4586-2

BS476 Part 6 & 7



Specification:


Material:

Formica® Compact Grade laminate, 12mm thick, blackcore, decopaper on double sides in matte finish (other finishes are available as request)

International Standard & Certifications:

Greenguard Cetification; Greenguard Gold Certification; BS476 Part 6 and 7; EN438-2005; NEMA LD3; ISO9001; ISO14001; ISO4586-2; OHSAS18001









Hardware:

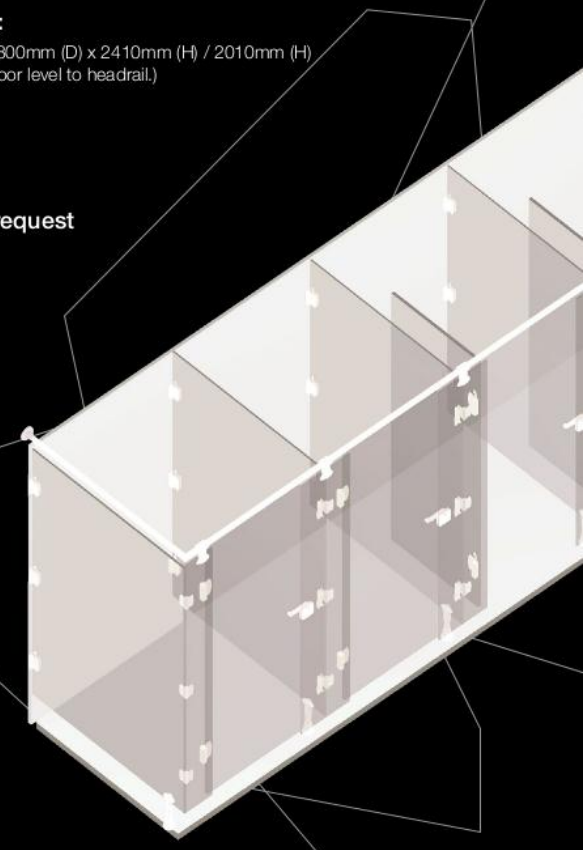
Nylon coated hardware with metal core, includes saddle bracket, angle bracket, self closing / opening gravity hinge, indicator lock set with emergency opening, height adjustable leg, rail bracket, rail fixing rose, rail 90° connector, coat hook and aluminium headrail. (Overlapping Door )


Standard Dimension:

800-900mm (W) x 1500-1800mm (D) x 2410mm (H) / 2010mm (H)
(overall height from finish floor level to headrail.)

Special features on request

-  Extra Security
-  Floor Anchored
-  Formica Joint
-  Ceiling Hung
-  Postforming Compact
-  Floor to Ceiling Plaster
-  Concealed Headrail
-  Shower Cubicle






Standard Cubicle

Urinal Panel

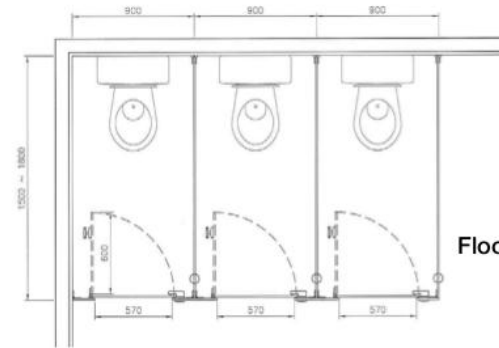
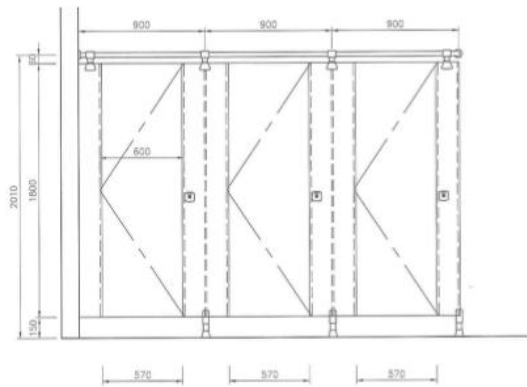
Kindergarten Cubicle

Shower Cubicle




Front elevation

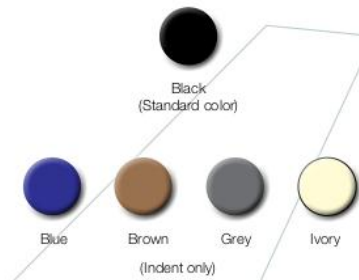
Remark : These drawings are for reference only. Formica cubicle's height is highly flexible to suit your requirement. Please mention the height you require at the specification.



Floor plan



Standard Hardware
Optional Hardware




Standard Hardware

- 1) Indicator lock set with emergency opening
- 2) Height adjustable leg, 150mm(H)
- 3) Rail bracket
- 4) Self closing / opening gravity hinge
- 5) Coat hook
- 6) Saddle bracket
- 7) Angle bracket
- 8) Rail fixing rose and headrail

Optional Hardware

- 9) Concealed headrail bracket



Guardform Feature



Tin Shui Wai Public Transportation Interchange Public Toilet



IEC



AsiaWorld-Expo

Job Reference

- AsiaWorld-Expo
- H.K. Convention & Exhibition Centre
- BEA Head Office Bldg, Central
- Grand Century Place
- Lingnan University
- Polytechnic University
- King George V School, ESF
- Alliane Primary School
- Harrow International School
- The ISF Academy
- Sea View Estate