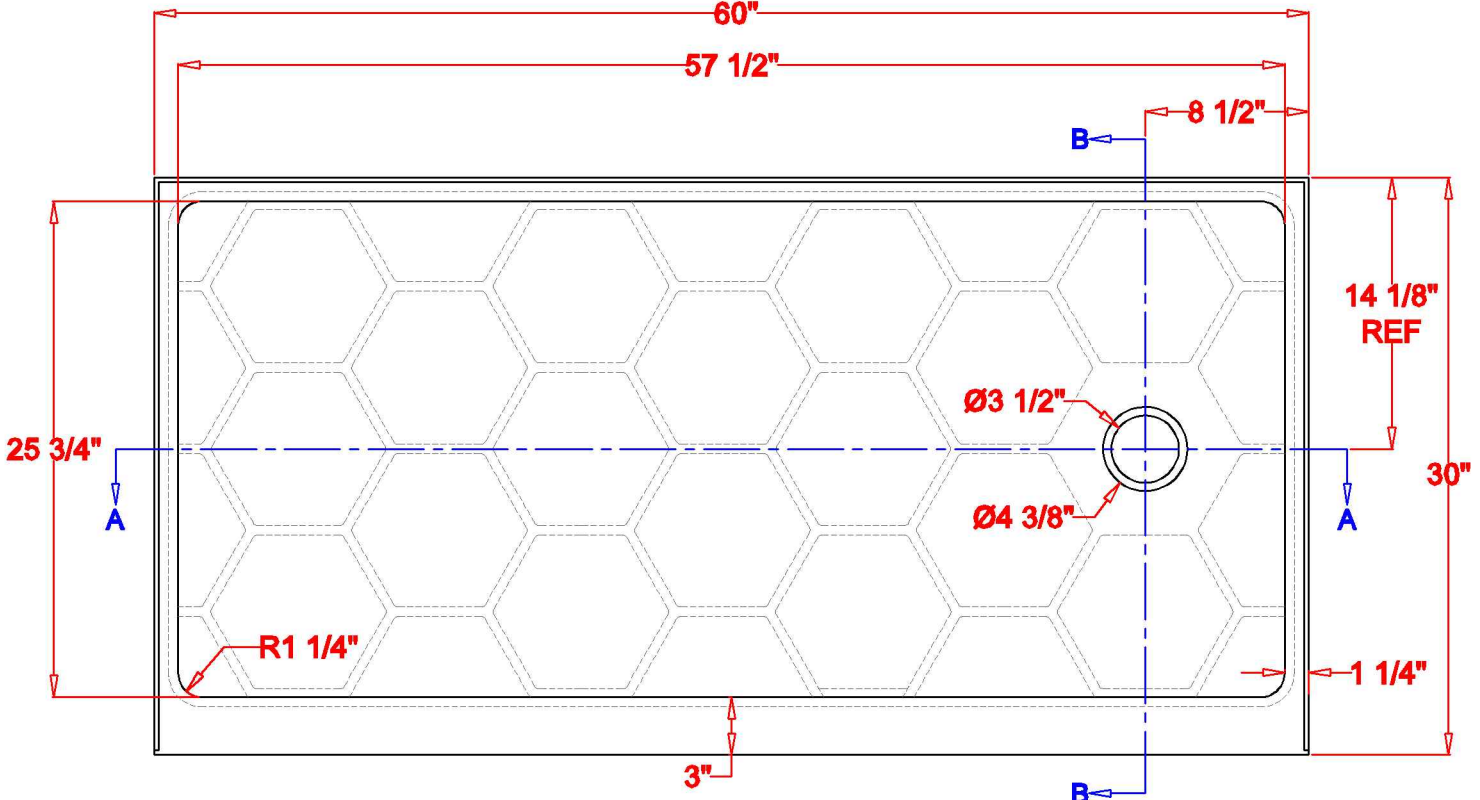
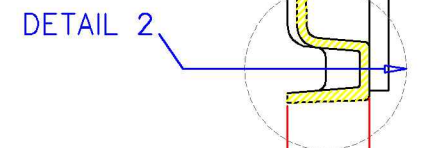
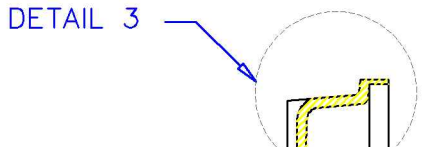
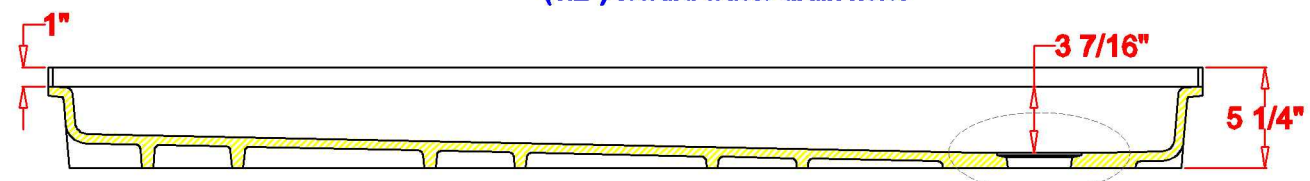


| | | |
|-------|--|--|
| Rev # | | |
| Rev # | | |



Drainage angle flooring is 1/4" per foot (1.2°) toward waste drain hole.

SECTION B-B



DETAIL 1

SECTION A-A

The "Honeycomb" pattern shown, is a projection of the reinforcement ribs underneath the shower pan.



FORMICA CORP
6579 West 350 North
Building 103
Greenfield, IN 46140
www.formica.com

| | | | |
|--------------|--|---------------|-------------|
| Part Number: | SHOWERPAN3060R | | |
| Description: | Standard Shower Pan 30" x 60" Right Drain / Overall Dimensions | | |
| Date Drawn: | 12 / 04 / 2013 | Weight: | Scale: None |
| Drawn By: | Carlos Hernandez. | Revised By: | |
| Approved By: | | Date Revised: | |

Customer Approval: _____ Date: _____
Path: @Engineering\